


Sports Coverage Help Is On the Way

Scenarios at many newspapers today...

- New sports reporter hired, but how do I organize and get scores and stats for articles
- Sports reporter who knew what they were doing quit. News guy stuck gathering stuff. Now what?
- There are 6 districts in coverage area. How do I even keep up with the sports coverage?



I. Define Your Extent Of Coverage & Organize

A) How many districts are in your newspaper's area? -

Focus here is varsity sports.

[If you only have 1 district, you may consider providing JV/JH coverage. If you have more than 1 district, I'd suggest sticking to varsity. You can run submitted stuff though.]

Note: Pages can fill up quickly. If one team plays 3 games in a week, that is a bit of coverage of just one team. That being said, I encourage against only writing about one of the three games they played in a week. We can't pretend the other games never happened that week. We'll talk more about how to write-up short articles on games in a bit.

Additional Thoughts:

If you have two of your district teams you cover go head to head, you can either: - 1) Write a stand alone story on that game only then have separate articles on each team's other games; 2) Include other game info in the same article for the team that won the head-to-head contest. 3) Or you can just solely write an article about the big game and leave out the other games each team played that week. It's up to your publisher on amount of sports content you want.

B) There are 3 sports seasons.

So what teams are playing?

Make it easy on yourself. Call the school and ask for the following:

- 1) Which varsity sports are playing in fall? winter? spring?
- 2) Get head coach names and email addresses
- 3) Send an email to the coach and introduce yourself and tell them what you need from them in order to cover their team.

II. Gathering Statistics, Box Scores & More

To do this, note that several sports have either phone/computer apps or websites to help you gather information without your reporter even attending the contest.

Personal Testimony during this fall season with my son in the hospital a lot:

I'm by myself in my market. I do not have any sports stringers. And I have 4 school districts. This fall baseball and softball season featured five total teams (3 baseball, 2 softball). I only attended one full baseball game and popped in to take photos of a handful of other contests and left after about one inning. Yet I had a write-up on every game each team played where statistics were available. If no statistics were updated due to software errors, I at least listed a final score and noted no statistics were available at press time.)

Breakdown: Norwood (11 baseball, 25 softball)

Mansfield (18 baseball, 0 softball-spring only)

Hartville (18 baseball, 29 softball)

Mountain Grove (0, both in spring only)

This means I had at least scores and likely some statistics/game information appear in my newspaper for **101 combined baseball and softball games**, yet I was only at **1 full game**.

II. Gathering Statistics, Box Scores & More

Some sports, like baseball and softball,
have software applications to help you
with coverage!!!

A) Game Changer phone app/website



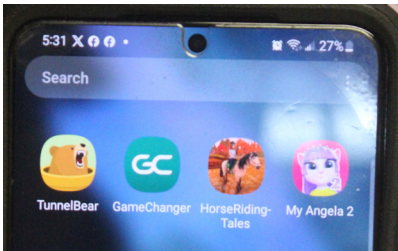
- Download the app on the Google Store (Android or iPhone)

Note: The Classic version will be inoperable in 2024. So focus on the green icon.

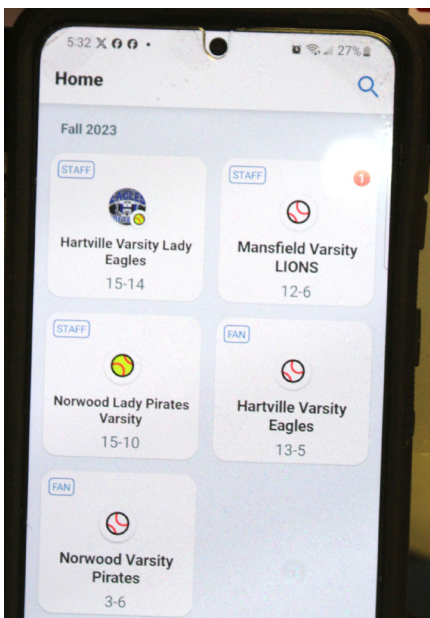
- Yearly Subscription is \$29.95. Put your credit card information in to renew annually. Best money spent for sports coverage.



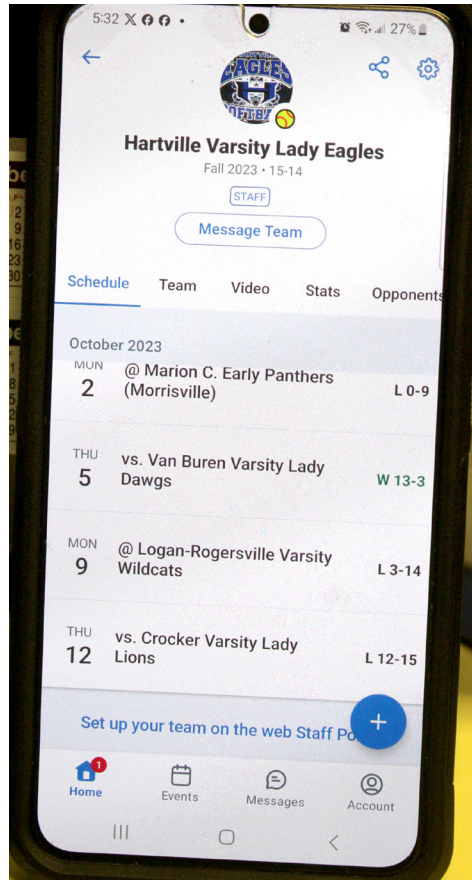
A) Game Changer phone app/website



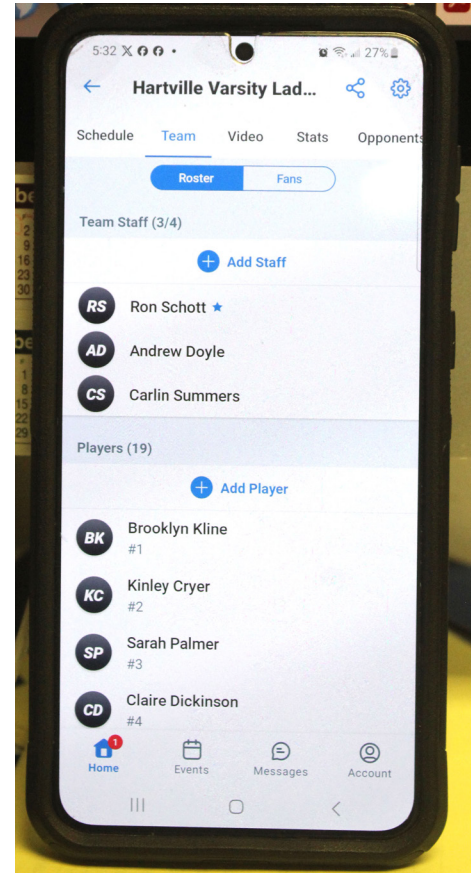
App on phone or you can also pull it up at gc.com on computer
1) Click Sign In
2) Type in email address
3) Request sign in link.
One will be emailed to you instantly



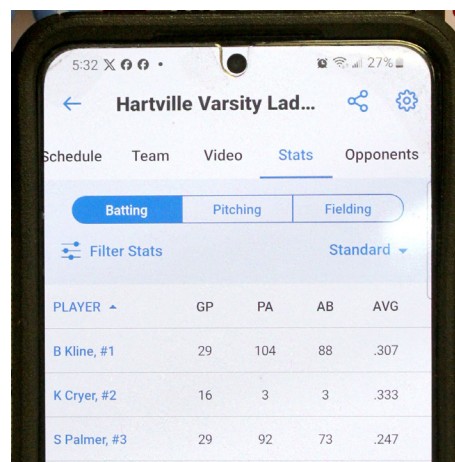
Each team has icon by season. You can find team with search or you can ask coaches to add your email from their back end



When you touch a team, brings you up to schedule. You can see scores on the right.

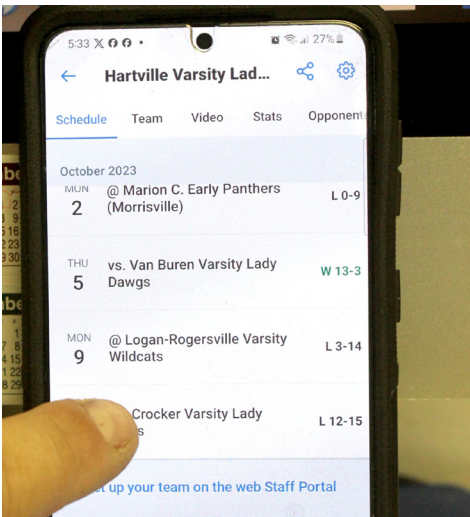


Next tab is for "Team". This is a numerical roster. Note my name as a staff member.

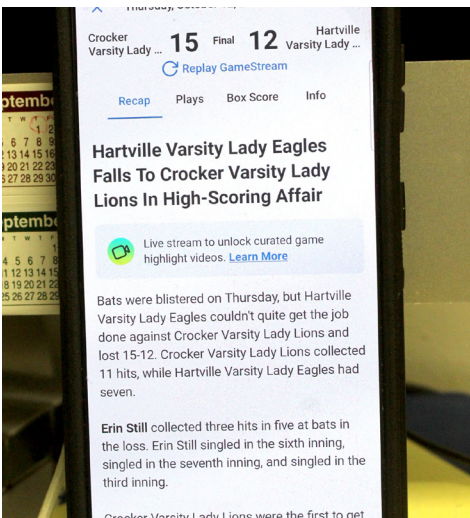


The Stats tab shows accumulated stats for the full season, which is cool

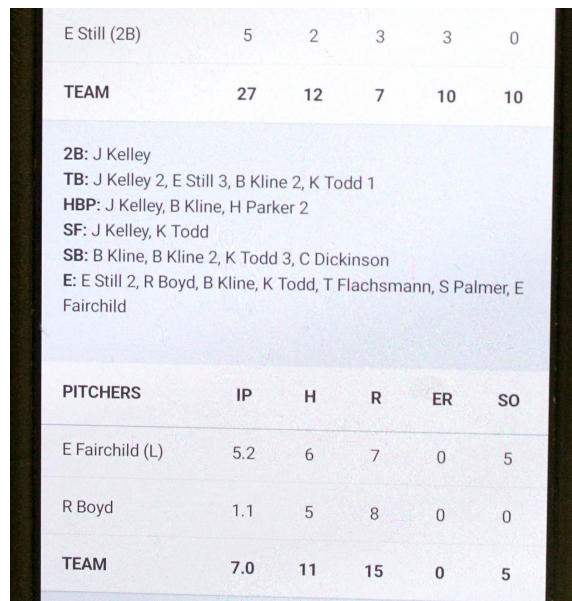
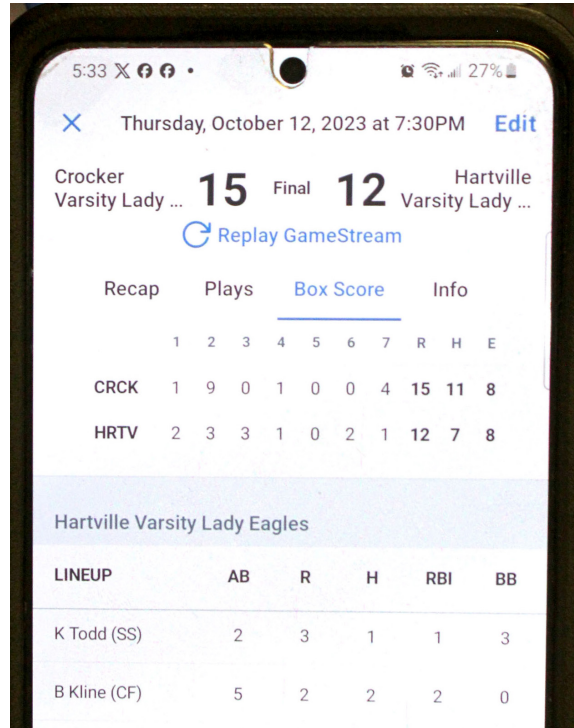
A) Game Changer phone app/website



Just touch on a game you want to see information for...

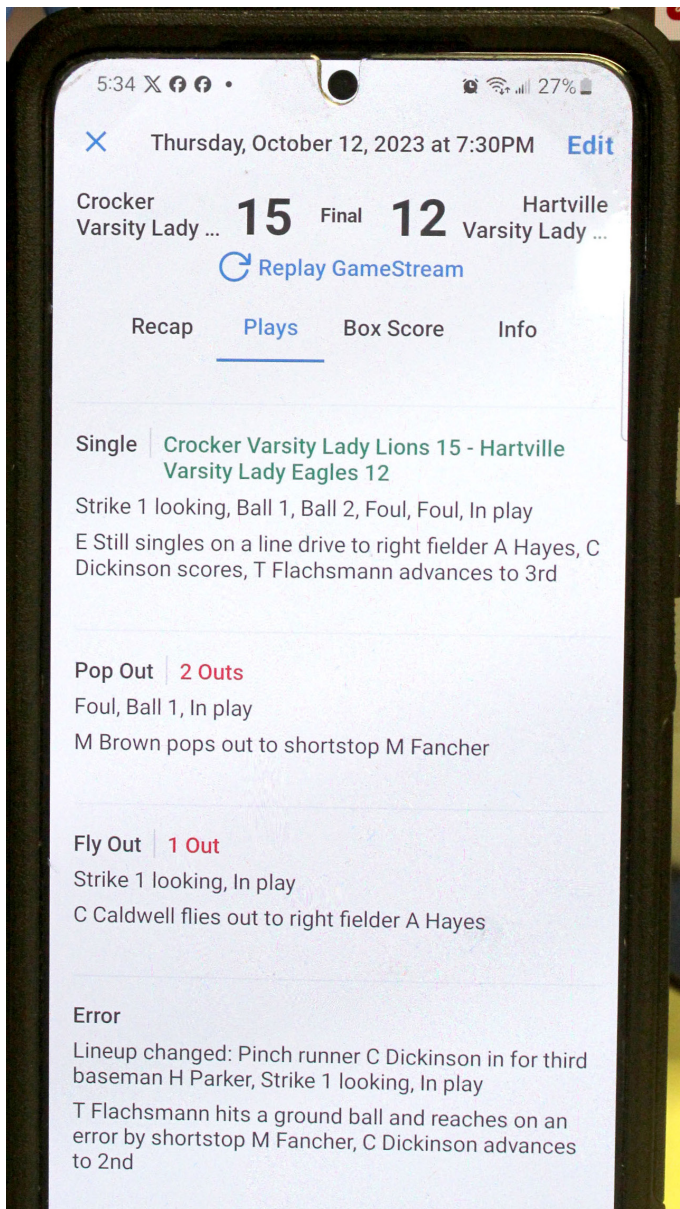


Recap: Provides a short computer/robot write-up. Info can help reporter with story if person does not know sports too well.



Box score tells the story. Number of runs in each inning, total runs, key innings where a lot of runs were scored, errors... Pitching statistics also available. If you scroll pitcher stats to left you will get walks too.

A) Game Changer phone app/website



Note the Plays tab:

Gives you play-by-play of the game.

Here we see how Hartville scored their final run of the game.

Erin Still hit an RBI single that scored Claire Dickinson

GAMECHANGER IS SUCH AN AWESOME TOOL FOR SPORTS REPORTERS!!!

Article Example Using Box Score:

In a game featuring a combined 16 errors and 27 runs, the Hartville Lady Eagles' softball team lost to Crocker last Thursday, 15-12. Hartville trailed 10-5 through the first two innings, but rallied to tie the game at 11-11 entering the final frame. Unfortunately, the Lady Bulldogs scored four runs in their final at-bat to pull away with the three run victory.

B) MISSOURI MILE SPLIT (aka Mo Mile Split)

Used for both cross country as well as
track and field coverage



<https://mo.milesplit.com>



Meet Results Live Results

[SIGN UP TODAY FOR THE CO-PAY PROGRAM](#) [ENROLL](#)

**Hover mouse over
results at the top and
then click on meet
results**

**POLL: Missouri Boys XC Runner of the Week (Oct.
9-15)**



B) MISSOURI MILE SPLIT (aka Mo Mile Split)

10/9 Dixon Invitational

10/9 [SCA Cross Country Challenge](#)

10/7 Trojan Invitational

Find your event in the list of meets and click on it



SCA CROSS COUNTRY CHALLENGE 2023
 Oct 9, 2023 Hosted by: Willow Springs High School
 Willow Springs Municipal Golf Course
 Willow Springs, MO

Meet History

Home Results Teams Entries

Teams Attending


TEAM	CITY, STATE	STATUS	
Ava High School	Ava, MO	Registered	Results
Cabool High School	Cabool, MO	Registered	Results
Houston High School	Houston, MO	Registered	Results
Liberty (Mountain View) High Sch	Mountain View, MO	Registered	Results
Mountain Grove High School	Mountain Grove, MO	Registered	Results

Here...You can click on teams then find your results for your team. Click Results

Mountain Grove High School Results

Sort:

GIRLS	ATHLETE	PLACE	RESULTS
5000 METER RUN			
22:07.38 SB	Katelyn Jarrett	1st	Varsity Girls
22:35.38 SB	Lilly Hines	4th	Varsity Girls
24:45.25 SB	Charis Alsop	7th	Varsity Girls
BOYS	ATHLETE	PLACE	RESULTS
5000 METER RUN			
19:59.47	Owen Nelson	12th	Varsity Boys
20:18.09	Kent Taylor	14th	Varsity Boys
20:36.62	James Dickey	16th	Varsity Boys



SCA CROSS COUNTRY CHALLENGE 2023
 Oct 9, 2023 Hosted by: Willow Springs High School
 Willow Springs Municipal Golf Course
 Willow Springs, MO

Meet History

Home Results Teams Entries

Meet Results

Sort:

- Elementary Boys & Girls
- Junior High Boys & Girls
- Varsity Boys
- Varsity Girls

Varsity Girls

View Mode: More Results:

* Results below have been formatted by MileSplit. If you see any discrepancies please see "Completed" Results

Girls 5000 Meter Run Finals

PLACE	VIDEO	ATHLETE	TEAM	MARK
1		Katelyn Jarrett	12 Mountain Grove High School	22:07.38
2		Hannah McCrosky	12 Cabool High School	22:23.28
3		Kristen Ely	11 Houston High School	22:32.22
4		Lilly Hines	11 Mountain Grove High School	22:35.38
5		Natalie Clinton	10 Houston High School	23:59.59
6		Jessie Shrable	9 Ava High School	24:25.78

You can also click on the race results tab and see how everyone together finished. Typically you can scroll down for team points as well.

During Track and Field season, results will list actual results from all track and field events. (relays, sprints, distance, hurdles and field events)

C) SCOREBOOK PICS FOR BASKETBALL

- Each coaching staff is unique. Some head coaches are good at getting you game information. Some assistant coaches may be tasked with the responsibility.
 - There is a program coaches use called Hudl. It is not accurate, which is why I request the scorebook images.
 - Have coaches either text, instant message, or email scorebook photos from games to you. Make sure you get a photo of both your team's page and their opponent's page.
- Be sure to get a roster from every coach. Scorebooks do not always have a player's full name.
 - It has everything you need. Quarter by quarter scores, points scored by each player... (now note some coaches are better at filling out their books than others.)

AM Mansfield		RUNNING SCORE		1	2	3	4	5	6	7	8	9	10	11	12	13	14	15	16	17	18	19	20	21	22	23	24	25	26	27	28								
ACH	Shelton	T1	T2	29	30	31	32	33	34	35	36	37	38	39	40	41	42	43	44	45	46	47	48	49	50	51	52	53	54	55	56	57	58	59	60	61	62	63	64
ACE	Spartan Tourney	T3		65	66	67	68	69	70	71	72	73	74	75	76	77	78	79	80	81	82	83	84	85	86	87	88	89	90	91	92	93	94	95	96	97	98	99	100
REFEREE	Mark Garner	UMPIRES		STACY ESTES				Eddie Dugger				FIRST Q SCORE				FIRST HALF SCORE				THIRD Q SCORE				FINAL SCORE															
RECORD	15039	POB		POB				POB				POB				POB				POB																			
QUARTERS PLAYED	PLAYER	NO.	PERSONAL FOULS	FIRST HALF				SECOND HALF				OVER-TIME	SCORING SUMMARY																										
				1ST QTR.	2ND QTR.	3RD QTR.	4TH QTR.	1ST QTR.	2ND QTR.	3RD QTR.	4TH QTR.		2's	3's	F T A	F T M	TP																						
1Q 20	Charlie Gibbs	3	P2 P3																																				
3Q 40	Kaden Coble	4	P1 P2 P3																																				
1Q 20	Chase Kelley	5	P1 P2 P3																																				
3Q 40	Brock Gray	10	P4 P5 T1 T2																																				
1Q 20	Blake Henry	11	P1 P2 P3																																				
3Q 40	Blake Henry	11	P4 P5 T1 T2																																				
1Q 20	Carter Garrison	12	P1 P2 P3																																				
3Q 40	Carter Garrison	12	P4 P5 T1 T2																																				
1Q 20	Chase Cartwright	14	P1 P2 P3																																				
3Q 40	Chase Cartwright	14	P4 P5 T1 T2																																				
1Q 20	London Dennis	21	P1 P2 P3																																				
3Q 40	London Dennis	21	P4 P5 T1 T2																																				
1Q 20	Tom Emerick	22	P1 P2 P3																																				
3Q 40	Tom Emerick	22	P4 P5 T1 T2																																				
1Q 20	Jaden Flake	23	P1 P2 P3																																				
3Q 40	Jaden Flake	23	P4 P5 T1 T2																																				
1Q 20	London Campbell	24	P1 P2 P3																																				
3Q 40	London Campbell	24	P4 P5 T1 T2																																				
1Q 20	Ashton Pierson	25	P1 P2 P3																																				
3Q 40	Ashton Pierson	25	P4 P5 T1 T2																																				
1Q 20	Zach McCrite	30	P1 P2 P3																																				
3Q 40	Zach McCrite	30	P4 P5 T1 T2																																				
1Q 20	Stone Sawyers	33	P1 P2 P3																																				
3Q 40	Stone Sawyers	33	P4 P5 T1 T2																																				
1ST Q	2ND Q	3RD Q	4TH Q	TEAM FOULS	FIRST HALF	8	9	10	2	3	4	5	6	7	SECOND HALF	1	2	3	4	5	6	7	TEAM TOTALS	23	5	10	7	68											

TEAM Coressille		RUNNING SCORE		1	2	3	4	5	6	7	8	9	10	11	12	13	14	15	16	17	18	19	20	21	22	23	24	25	26	27	28								
COACH	Randolph	T1	T2	29	30	31	32	33	34	35	36	37	38	39	40	41	42	43	44	45	46	47	48	49	50	51	52	53	54	55	56	57	58	59	60	61	62	63	64
DATE	1/23/23	T3		65	66	67	68	69	70	71	72	73	74	75	76	77	78	79	80	81	82	83	84	85	86	87	88	89	90	91	92	93	94	95	96	97	98	99	100
SCORER		TIMER		FIRST Q SCORE				FIRST HALF SCORE				THIRD Q SCORE				FINAL SCORE																							
POB		POB		POB				POB				POB				TURNOVERS																							
POS	QUARTERS PLAYED	PLAYER	NO.	PERSONAL FOULS	FIRST HALF				SECOND HALF				OVER-TIME	SCORING SUMMARY																									
					1ST QTR.	2ND QTR.	3RD QTR.	4TH QTR.	1ST QTR.	2ND QTR.	3RD QTR.	4TH QTR.		2's	3's	F T A	F T M	TP																					
1Q 20	H. Johns	1	P1 P2 P3																																				
3Q 40	H. Johns	1	P4 P5 T1 T2																																				
1Q 20	C. Evans	3	P1 P2 P3																																				
3Q 40	C. Evans	3	P4 P5 T1 T2																																				
1Q 20	W. Alms	10	P1 P2 P3																																				
3Q 40	W. Alms	10	P4 P5 T1 T2																																				
1Q 20	C. Wise	11	P1 P2 P3																																				
3Q 40	C. Wise	11	P4 P5 T1 T2																																				
1Q 20	H. Luna	20	P1 P2 P3																																				
3Q 40	H. Luna	20	P4 P5 T1 T2																																				
1Q 20	G. Routhan	21	P1 P2 P3																																				
3Q 40	G. Routhan	21	P4 P5 T1 T2																																				
1Q 20	G. Taber	22	P1 P2 P3																																				
3Q 40	G. Taber	22	P4 P5 T1 T2																																				
1Q 20	E. McGee	23	P1 P2 P3																																				
3Q 40	E. McGee	23	P4 P5 T1 T2																																				
1Q 20	O. Donley	24	P1 P2 P3																																				
3Q 40	O. Donley	24	P4 P5 T1 T2																																				
1Q 20	G. Leeker	25	P1 P2 P3																																				
3Q 40	G. Leeker	25	P4 P5 T1 T2																																				
1Q 20	A. Hamilton	35	P1 P2 P3																																				
3Q 40	A. Hamilton	35	P4 P5 T1 T2																																				
1Q 20	D. Hewelt	45	P1 P2 P3																																				
3Q 40	D. Hewelt	45	P4 P5 T1 T2																																				
1Q 20			P1 P2 P3																																				
3Q 40			P4 P5 T1 T2																																				
1Q 20			P1 P2 P3																																				

C) Overview of other sports

Golf - Have coaches email you scores for each golfer and to add a quote on how the golfer performed at a meet.

Soccer- Have coaches email you scoring plays, what the score was in first and second half and at end of game, and to give you quotes about how the flow of the game went.

Swimming and Diving - I've heard that some swimming coaches also use Game Changer. Many times coaches can send you a summary on how key swimmers did in some events. They also have a date driven sheet from those meets they can just email you and you can find your school's kids for the information.

Tennis - Have coaches send you scores for No. 1 through No. 6 singles matches. You will also get No. 1- No.3 doubles.

They are the first to reach 8 so scores will look like 8-2 or 8-4. Have them add a quote.

Volleyball - They use Hudl, but some coaches are really bad at getting you access. I'll admit, I struggle with this one unless I'm at the match. Focus on getting the per game scores. You can find this on the volleyball team's schedule and by clicking the far right icon for score breakdown at MSHSAA.org. Kyle will talk on some of this.

Wrestling - Coaches will get you the results of every weight class. It might have a score or might show someone getting a pin or winning by a forfeit. There are team scores. Coaches to get you this information.

*******One thing to remember is that coaches will require you training them for what you need. And new coaches get hired every year. You will also need to email them friendly reminders for what you need. They are busy, but typically willing to work with you so their players names get in the paper.**

II. Now on to your next best friend...

MSHSAA.org